












LANDAU ESSENTIALS

WOMEN'S TOPS

WARM-UP

UNISEX

TOP COLORS
& STYLES
P=Up to PXL
P2=Up to P2X
P3=Up to P3X
T=Up to TXL
T2=Up to T2X
T3=Up to T3X
S=Up to S3X

8109	8219	8232	4125	50001	3035	7525	7533	7535	607	7502
										
XS-5XL 25½" LENGTH PG. 7	XS-5XL 26½" LENGTH PG. 7	XS-5XL 27¾" LENGTH PG. 6	XS-5XL 27¾" LENGTH PG. 5	XXS-2XL 26½" LENGTH PG. 6	XS-5XL 28¾" LENGTH PG. 4, 27	XS-5XL 29" LENGTH PG. 8	XS-5XL 30" LENGTH PG. 8	S-5XL 29½" LENGTH PG. 8	S-3XL 30½" LENGTH PG. 9	XS-5XL 27½" LENGTH PG. 9
	MORE POCKETS	MORE POCKETS								TALL IN SELECT COLORS

Aqua AQB_										
Black BK_									XS	T2
Caribbean CB_										
Ceil BC_	†								XS	T2
Cherry Blossom PCB_		†								
Cocoa COC_										
Galaxy Blue BG_										
Grape RP_										T2
Graphite GR_										
Heather Grey HGREY_										
Hunter GH_										P2
Navy BN_								XS	XS	T2
Olive GOS_										
Patriot BP_										
Pearl Pink PEARL_										
Primrose PRM_										
Royal Blue BE_										T2
Sandstone SA_										T2
Sea Mist MI_										
Silver SLS_										
Steel ST_										
Teal BT_										
True Red TR_										
White WW_								XS		T2
Wine RW_										T2
Wisteria WP_										